


My Visit to the Kelsey Museum of Archaeology





Welcome to the Kelsey Museum of Archaeology!

The Kelsey Museum of Archaeology helps people learn about the past. Here, I can learn about how people in ancient Egypt, Greece, Rome, and the Middle East lived a long time ago. At the museum, I can see real ancient artifacts up close.



Francis Kelsey was a Latin teacher from 1889 to 1924. He believed that students liked to learn about the past by reading about it. But he knew students also learned by seeing real ancient artifacts up close. He brought these ancient artifacts to Ann Arbor for people like me to see and learn from. He would be very happy that I am here to see them.


Coming into the Kelsey Museum of Archaeology

When I visit, I will come in through the Maynard Street entrance. This is a good entrance for me to use because it has a helpful ramp if I need it, and it is close to the ancient artifacts. When I come inside, I can touch and look inside the ancient stone mill.



Ramp

When I am ready, I can go inside the museum. I will see a museum security officer at the desk. They will welcome me to the museum—they are very friendly! If I need, I can check out a sensory kit from behind the front desk.



People at the Museum

At the Kelsey Museum of Archaeology, there are lots of people who can help me learn.



I will stay with the adults in my group. They will make sure I am safe. They can help me learn.



Museum security officers wear a uniform. Their job is to keep both me and the artifacts safe. If I need help or have a question, I can ask them. I will see the museum security officers at the desk and walking around the museum.



Museum docents will wear a name badge and a yellow "Ask Me" badge. Their job is to answer questions and to show me new things. I can ask a docent questions and talk with them!



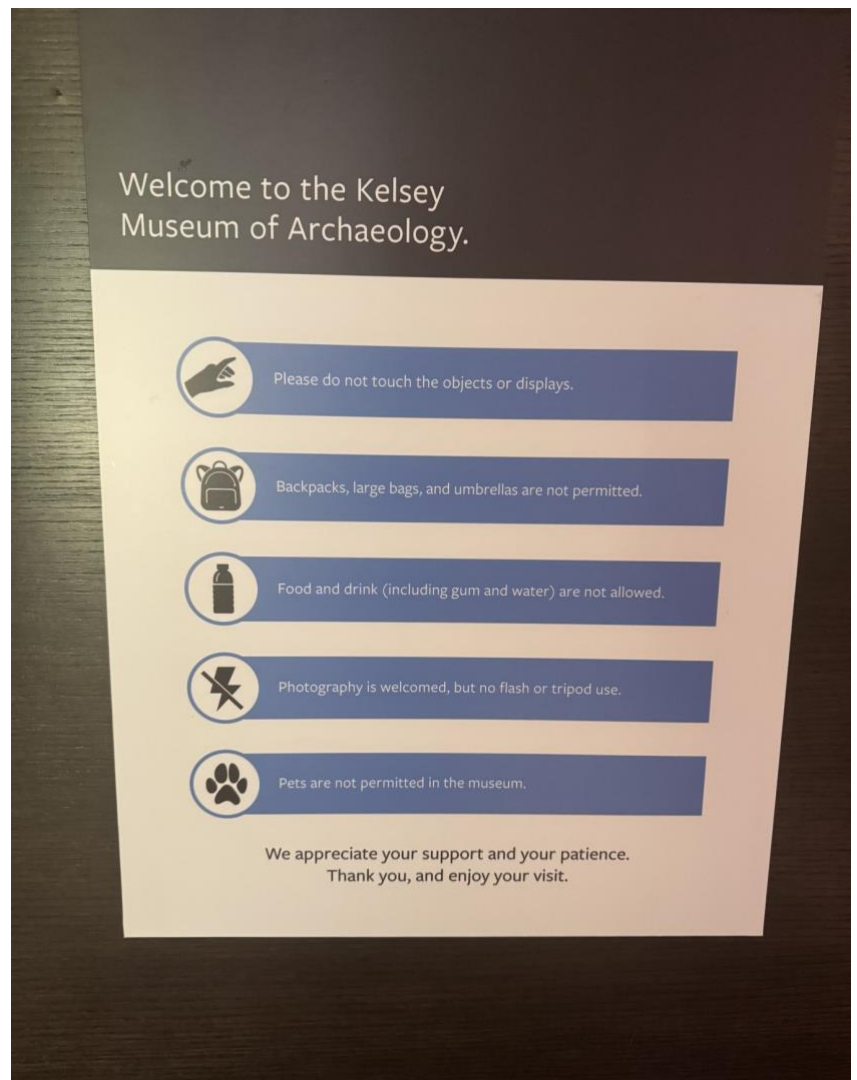
Museum staff are *sometimes* working in the museum to produce new exhibits. I can watch them while they are working, but I will stay behind the barriers.

Rules for Visiting the Museum

The museum security officer will explain the rules of the museum to me and the people with me:

- I will put backpacks, big bags, and umbrellas away in the cubbies
- I will not touch the ancient artifacts
- I will use my walking feet and an inside voice
- I won't bring or eat food or drinks inside the museum
- I will take lots of pictures if I want to, but I won't use the flash
- I will use a pencil to take notes

I can talk in the museum and ask questions if I want to—I don't have to whisper!



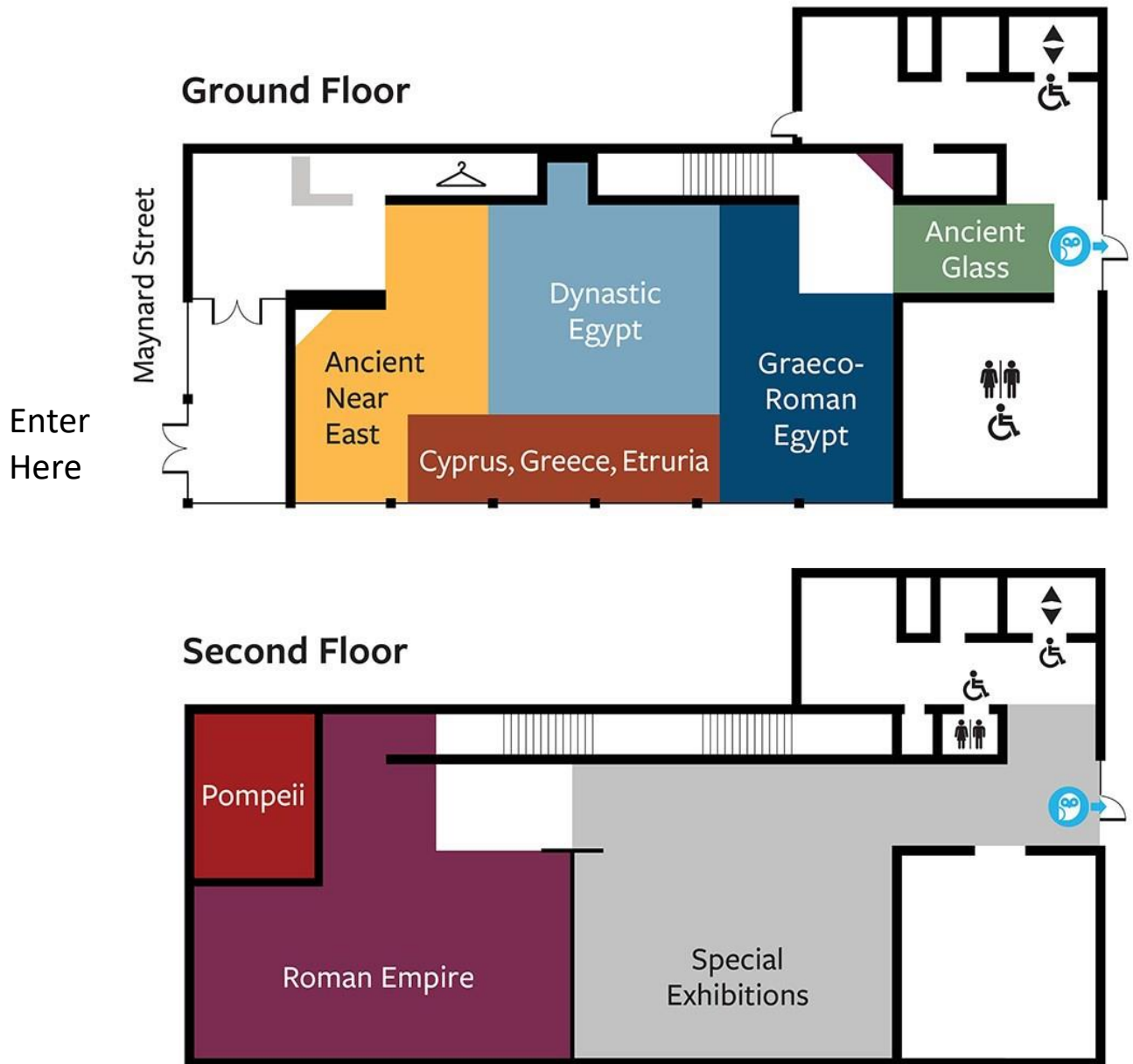
Getting Ready!

I can hang up my coat or put my bags away in the coatroom. The adult with me can ask for a museum map for us to share.



Museum Map

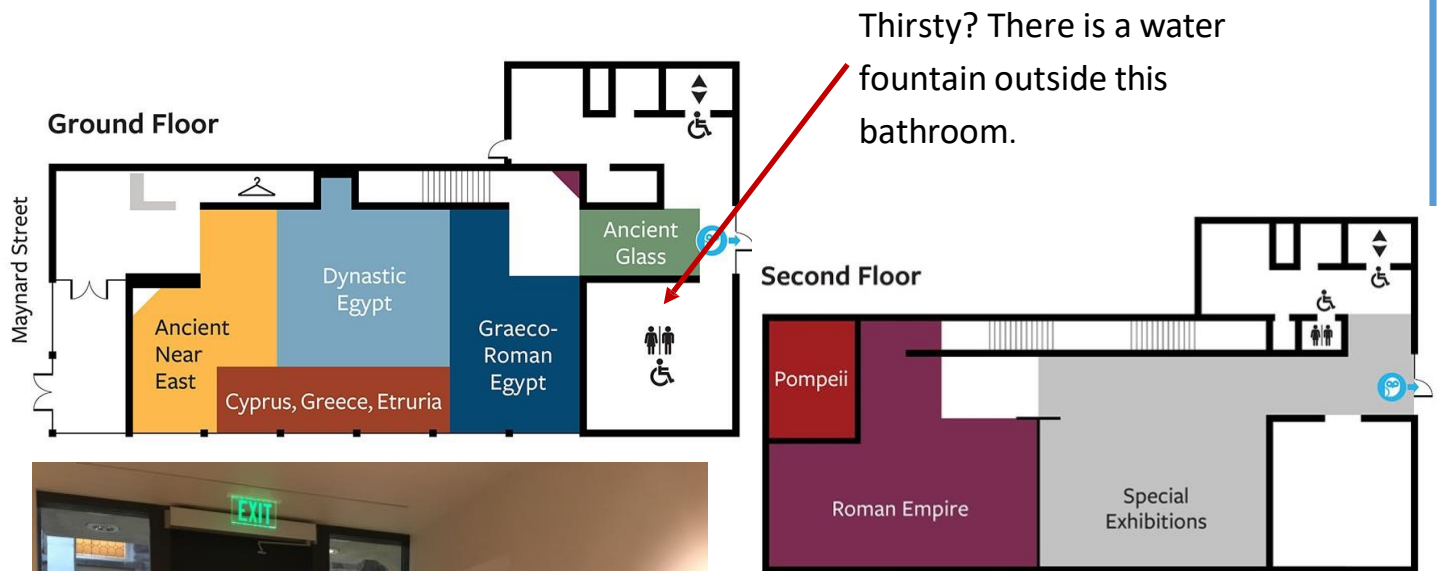
I can explore the museum. Here is a map of the Kelsey Museum. My adult will help me use signs and the map. I can ask a docent or security officer where to find things too.



The museum is usually a quiet place. It's not too bright inside. Before 11:00 AM, the blinds are up and the museum is brighter. After 11:00 AM, the window shades go down and the museum is a little darker. I'll hear the sound the shades make, but it only lasts for a short time. The shades help to protect the artifacts.

Bathrooms and Water Fountain

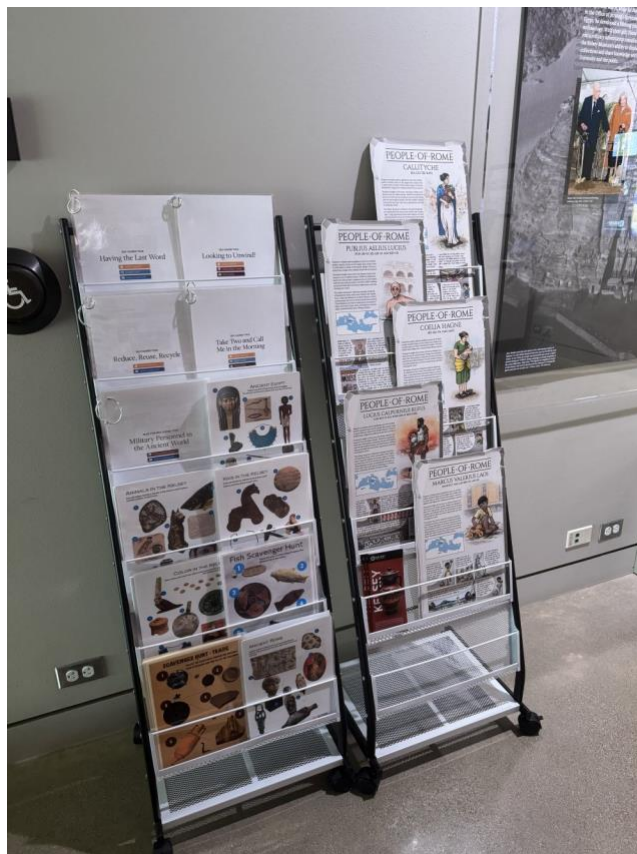
There are bathrooms on both floors of the museum. If I am thirsty, I can use the water fountain by the first-floor bathroom. The bathrooms are close to the elevator.



The bathroom on the second floor has plenty of room for wheelchairs.

Fun Things to Do

I can find a scavenger upon entrance to the Kelsey Museum. It is in a wire rack by the front door. There are many to choose from! I can borrow a pencil and a clipboard from the front desk to fill out my scavenger hunt.





Exploring Downstairs

On the first floor, I can see artifacts from ancient Egypt, ancient Greece, and the ancient Middle East. On the second floor, I can see Roman artifacts and the new exhibition.



I can listen to King Darius give a speech. I can stand under the white square and press the button. I will only be able to hear King Darius talk if I am standing right under the white square.



I can open the drawers to see more artifacts. There are so many drawers! When I open the drawers, I will pull and push gently. I will look but not touch.

Going Upstairs

I can use the elevator with an adult to get upstairs. The elevator is big so that museum staff can move big artifacts around. The elevator will make beeping sounds and tell us what floor we are on.



I can also use the stairs to go up and down. All along the stairs are artifacts called inscriptions. These are written in Latin, but I can read the labels to learn what they say in English. I can ask an adult to help me read the ones up high.

Exploring Upstairs

Upstairs, I can see ancient artifacts from the Roman Empire. I can also open drawers to see more artifacts, old photographs, and notebooks.



I can decide if I would like to go into the Villa of the Mysteries dining room. The lights in this room are off until someone goes inside, but then they turn on right away. The lights are bright, but not too bright. I can imagine eating dinner in this dining room, and I can pretend to look out the window. I can sit down and relax.

**Lights
Off!**



**Lights
On!**



Leaving the Museum

There is a lot to see in the museum. I don't have to see everything in one visit!

When I am ready to leave, I will tell my adult.

We will go back out the way we came. If I checked out a sensory kit, I will put the things I borrowed away in the kit. I will give it back to the museum security officer at the desk.

I will remember to take any coats, bags, or umbrellas I put in the coatroom.



[illegible]

Feedback Is Welcome

We welcome your feedback! Please contact the Education Department with questions, concerns, or suggestions regarding this Social Story or your visit to the Kelsey Museum of Archaeology!

Education Department

kelsey.ed@umich.edu

734-647-4167

Please visit our website to learn more:

lsa.umich.edu/Kelsey

Follow us on social media @kelseymuseum:



Thank you for visiting the Kelsey Museum of Archaeology!