My Visit to the Kelsey Museum of Archaeology

KELSEY MUSEUM OF ARCHAEOLOGY
UNIVERSITY OF MICHIGAN

Welcome to the Kelsey Museum of Archaeology!

The Kelsey Museum of Archaeology helps people learn about the past. Here, I can learn about how people in ancient Egypt, Greece, Rome, and the Middle East lived a long time ago. At the museum I can see real ancient artifacts up close.





Francis Kelsey was a Latin teacher from 1889 to 1924. He believed that students liked to learn about the past by reading about it. But he knew students also learned by seeing real ancient artifacts up close. He brought these ancient artifacts to Ann Arbor for people like me to see and learn from. He would be very happy that I am here to see them.

Coming in to the Kelsey Museum of Archaeology

When I visit, I will come in to the Maynard Street entrance. This is a good entrance for me to use because it has a helpful ramp if I need it, and it is close to the ancient artifacts.

When I come inside, I can touch and look inside the ancient stone mill.

Ramp

When I am ready, I can go inside the museum. I will see a museum security officer at the desk. They will welcome me to the museum—they are very friendly!

People at the Museum

At the Kelsey Museum of Archaeology, there are lots of people who can help me learn.

I will stay with the adults in my group. They will make sure I am safe. They can help me learn.

Museum security officers wear suits, blue shirts, and ties. Their job is to make sure that both the artifacts and me are safe. If I need help or have a question, I can ask them. I will see the museum security officers at the desk and walking around the museum.

Museum docents will wear a name badge and a yellow “AskMe” badge. Their job is to answer questions and to show me new things. I can ask a docent questions and talk with them!

Museum staff are sometimes working in the museum to make new exhibits. I can watch them while they are working, but I will stay behind the barriers. I won’t ask questions because they need to concentrate.

Rules for Visiting the Museum

The museum security officer will explain the rules of the museum to me and the people with me:

- I will wear a face covering to protect myself and the other visitors
- I will put backpacks, big bags, and umbrellas away in the cubbies
- I will not touch the ancient artifacts
- I will use my walking feet and an inside voice
- I won't bring or eat food or drinks inside the museum
- I will take lots of pictures if I want to, but I won't use the flash
- I will use a pencil to take notes
- I will leave my pets at home

I can talk in the museum and ask questions if I want to—I don't have to whisper!

Getting Ready!

I can hang up my coat or put my bags away in the coatroom. The adult with me can ask for a museum map for us to share. I can also borrow a kit with headphones, sunglasses, and things to help me during my visit. I will give the kit back to the security officer before I leave so someone else can use it.

Here are some of the things I will find in the kit. I can use these to help me relax and focus:

Museum Map

I can explore the museum. Here is a map of the Kelsey Museum. My adult will help me use signs and the map. I can ask a docent or security officer where to

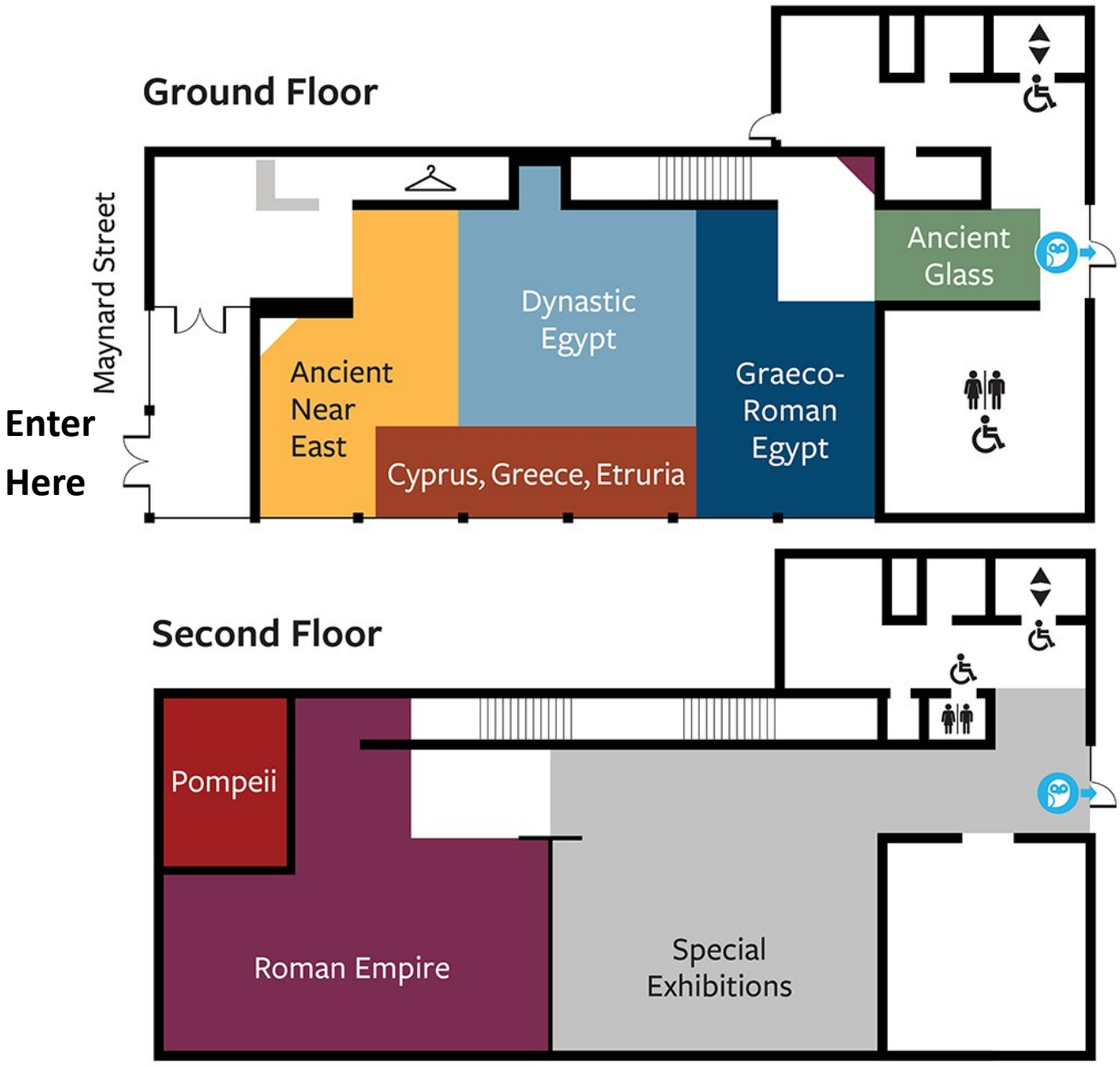

The museum is usually a quiet place. It's not too bright inside. Before 11:00am, the blinds are up and the museum is brighter. After 11:00am, the window shades go down and the museum is a little darker. I'll hear the sound the shades make but it only lasts for a short time. The shades help to protect the artifacts.

Bathrooms

There are bathrooms on both floors of the museum. The bathrooms are close to the elevator.

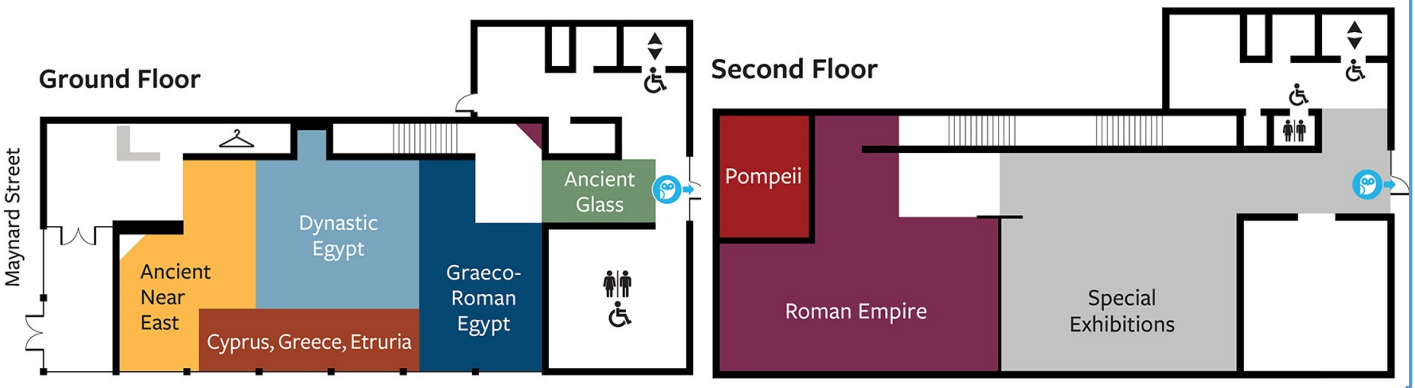

The bathroom on the second floor has plenty of room for wheelchairs.

Fun Things to Do

I can find a scavenger hunt in the blue corner by the ancient stamp seals. There are many to choose from! I can borrow a pencil and a clipboard from the front desk to fill out my scavenger hunt.

Exploring Downstairs

On the first floor, I can see artifacts from ancient Egypt, ancient Greece, and the ancient Middle East. On the second floor, I can see Roman artifacts and the new exhibition.

I can listen to King Darius give a speech. I can stand under the white square and press the button. I will only be able to hear King Darius talk if I am standing right under the white square.



I can use the magnifying glass in my kit to look up close at ancient artifacts. Some of them are so small!

I can open the drawers to see more artifacts. There are so many drawers! When I open the drawers, I will pull and push gently. I will look but not touch.

Going Upstairs

I can use the elevator with an adult to get upstairs. The elevator is big so that museum staff can move big artifacts around. The elevator will make beeping sounds and tell us what floor we are on.

I can also use the stairs to go up and down. All along the stairs are artifacts called inscriptions. These are written in Latin, but I can read the labels to learn what they say in English. I can ask an adult to help me read the ones up high.

Exploring Upstairs

Upstairs, I can see ancient artifacts from the Roman Empire. I can also open drawers to see more artifacts and old photographs and notebooks. I can try out the touchscreen to learn more about the ancient artifacts. I can ask for help from a grown-up to reach the screen.

I can decide if I would like to go into the Villa of the Mysteries dining room. The lights in this room are off until someone goes inside, but then they turn on right away. The lights are bright, but not too bright. I can imagine eating dinner in this dining room, and I can pretend to look out the window. I can sit down and relax.

Lights Off!

Lights On!

Leaving the Museum

There is a lot to see in the museum. I don't have to see everything in one visit!

When I am ready to leave, I will tell my adult.

We will go back out the way we came. I will put away the things I borrowed in the kit. I will give it back to the museum security officer at the desk.

I will remember to take any coats, bags, or umbrellas I put in the coatroom.

Notes

Feedback is Welcome

We welcome your feedback! Please contact the Education Office with questions, concerns, or suggestions regarding this Social Story or your visit to the Kelsey Museum of Archaeology!

Education Department

kelsey.ed@umich.edu

734-647-4167

Please visit our website to learn more:

lsa.umich.edu/Kelsey

Follow us on social media @kelseymuseum:

Thank you for visiting the Kelsey Museum of Archaeology!